



MARKHOR
THE JOURNAL OF ZOOLOGY
<https://www.markhorjournal.com/index.php/mjz>
ISSN (E): 2790-4385, (P): 2790-4377
Volume 6, Issue 4 (Oct - Dec 2025)



Original Article



Impacts of Various Habitats, Soil Types, and the Range of Soil Physicochemical Variables on Earthworm Abundance Procured from the Poonch Division, Pakistan

Muhammad Umar Khan¹, Saiqa Andleeb², Muhammad Fiaz Khan¹ and Rozina Ghulam Mustafa²

¹Department of Zoology, Hazara University, Mansehra, Pakistan

²Department of Zoology, University of Azad Jammu and Kashmir, Muzaffarabad, Pakistan

ARTICLE INFO

Keywords:

Earthworms, Habitat Types, Soil Physicochemical Properties, Functional Groups, Soil Biodiversity

How to cite:

Khan, M. U., Andleeb, S., Khan, M. F., & Mustafa, R. G. (2025). Impacts of Various Habitats, Soil Types, and the Range of Soil Physicochemical Variables on Earthworm Abundance Procured from the Poonch Division, Pakistan: Habitat and Soil Influences on Earthworm Abundance in Poonch. MARKHOR (The Journal of Zoology), 6(4), 21-26. <https://doi.org/10.54393/mjz.v6i4.180>

***Corresponding Author:**

Muhammad Umar Khan
Department of Zoology, Hazara University,
Mansehra, Pakistan
umar52218@gmail.com

Received Date: 6th September, 2025

Revised Date: 20th November, 2025

Acceptance Date: 26th December, 2025

Published Date: 31st December, 2025

ABSTRACT

The present study concerns the effects of various habitats, soil types, and the range of soil physicochemical variables on the earthworm species obtained in Poonch division, Pakistan.

Objectives: The study aimed to determine how various habitats, soils, and soil physicochemical situations influence the diversity and abundance of earthworm species. **Methods:** This study employed a descriptive observational design to examine the abundance and diversity of earthworm species across different habitats and soil types, alongside associated soil physicochemical properties, in Poonch Division, Pakistan. Earthworm species were collected by hand sorting and digging at 18 various study sites. **Results:** A total of (n = 11) species of earthworms, each belonging to eight genera and two families, were found. Out of them, the majority have been eminently found in municipal solid wastes, garden soil, and crop fields, whereas a few of them have a relatively high abundance in comparison to water resources, as compared to other species. These were various soil types observed, which are clay soil, debris soil, dry soil, loamy soil, moisture soil, and sandy soil, which also influences the availability of the earthworm species collected. Another study was the abundance of the earthworm in the various depths of soil. The proportion of the endogenic species was 38.7, epigenic 34.5, and Aneic species was 20.22, respectively. Also, the variety of physicochemical soil variables is different among the collected earthworm species. **Conclusions:** Current evidence shows that earthworm abundance depends on various habitats, the soil type, and abiotic entities of soils.

INTRODUCTION

The soils are an important natural resource that helps in sustaining millions of micro and macro-organisms, which are involved in biodegradation and soil-building activities, and this is how the biodiversity in the soils is explained. The biodiversity in the soil is important to human beings because it is the source of numerous ecosystem processes, functions, and services [1, 2]. The soil biodiversity above and below the earth not only interacts with each other, but they also mutually depend on each other [3]. The most significant species of the below-ground biodiversity is Earthworms, because of their significant contribution to soil sustainability [4]. The

toxicity of the soils occupied by the earthworms determines their population density because the soil's texture determines other soil properties, the amount of soil, the nutrients at their disposal, and their Cation Exchange Capacity (CEC). An adequate number of earthworms is recorded in the light and medium soils of the loam compared with the sandy, clay, and alluvial soils [5]. Positive relationship where the content of the soil in terms of silt was seen to be related to the content of the earthworms [6]. In addition to that, the density of population of certain earthworm species, such as *Aporrectodea trapezoides*, *Aporrectodea rosea*, and



Aporrectodea caliginosa were positively correlated to the soil clay content. The structure of the soil, including the pore size, has a very significant role in the distribution of the earthworms within the soil since any slight variation in either would cause severe imbalance in the community structure and distribution of the earthworms [7]. There is always a greater richness and diversity of the earthworm species in the continuous land, in comparison to the interrupted land, which is likely to increase with good availability of favorable soil conditions [8]. On natural land, soil health, soil moisture, soil pH, and soil organic matter are physicochemical properties of soil that impact the earthworm diversity and abundance. Conversely, the agricultural field is a disturbed land which also affects the earthworm distribution the most, along with pesticides, fertilizer, tillage, and the arrangement of the soil [9-11]. Earthworms have an impact on the biological processes of the soil and alter the degree of fertility in various ecological groups. The Anicic species survive at deep levels with mineral-enriched soil. On the contrary, the endogenic species exist in the upper layer of soil minerals, and the epigenic species inhabit the surface of the soil, making it necessary to determine the corresponding ecological class of a given earthworm species so that one can determine their effect on ecosystems [12]. The abundance of the earthworm in reference to the environment and soil composition has not been clearly studied in Pakistan.

The study aimed to examine the impact of habitat, soil type, and soil physicochemical properties on the abundance of earthworms in Poonch division, Pakistan, and to determine species-specific soil and habitat relationships.

METHODS

This study employed a descriptive observational design to examine the abundance and diversity of earthworm species across different habitats and soil types, alongside associated soil physicochemical properties, in Poonch Division, Pakistan. The study was conducted from March 2020 to March 2021. The earthworms were collected in the Poonch division of the administered Kashmir of the geographical coordinates of 33° 51'32.18" N and 73° 04'34.93" E at an approximate elevation of 1,638 m. Today, it consists of four districts, namely Bagh, Haveli, Poonch, and Sudhnoti. This study went to a total of four study sites in district Bagh, two in district Haveli, seven in district Poonch, and five in district Sudhnoti. The study area is highlighted in red, presenting four districts of the Poonch division (Figure 1).

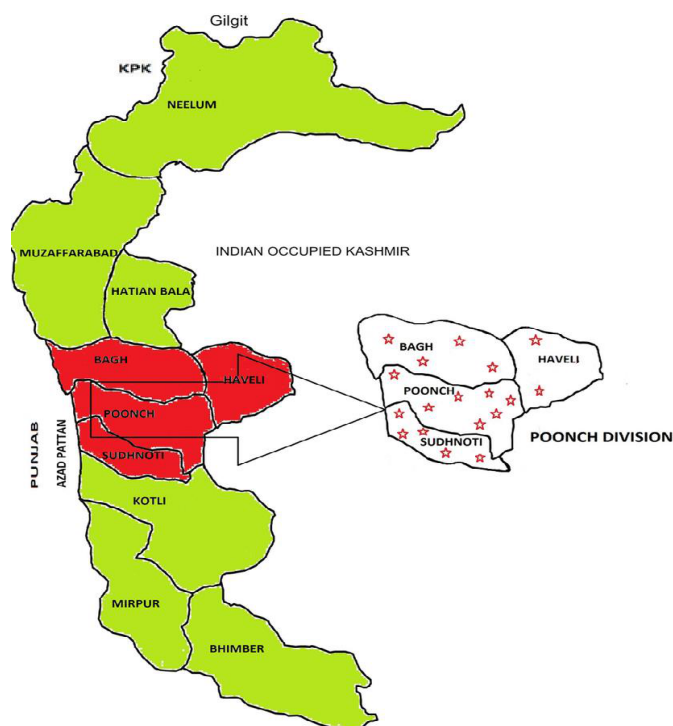


Figure 1: Map of Pakistan's Administered Kashmir, Illustrating the Study Area Along with the Study Sites

An ($n = 5$) plot was placed in all the localities of the study area in order to sample the earthworms, and they were typically sampled weekly by excavations based on the quadrat (5x5 square feet) technique. The visible persons were also collected using the hand sorting method [13]. The soil was divided into (0-15, 15-30, 30-45, and 45-60 cm) layers, abundance of earthworms and their density in different layers in terms of m² were noted. The sampling sites were sampled based on the road connections that could be made, and at least 10-15 km distance between them, and the maximum area of the sampling site was covered. In addition, based on the convenience of data collection, the sampling sites were divided into a varying number of localities based on the total area of the site. The various habitats that were used in making collections in every locality included the crop fields, municipal solid waste, cow dung dumped area, proximity to river area, springs, stagnant water, and garden soil. Earthworm species were collected, then we placed them in plastic bags within soil, and also labeled the site, locality, and date of collection. The earthworm species collected were transferred to the Biochemistry lab, Department of Zoology, University of Azad Jammu and Kashmir, Muzaffarabad, and put in water for nearly 24 hrs. When the earthworm species were washed using tap water, it was done so as to clear the gut of the earthworms and to eliminate impurities as well as mud on the earthworm surfaces. Photographs were made after the washing of the samples and left in a 10.0 % formalin so as to harden the

specimen, and it took 24 hours. A 5.0% solution of formalin was used as a permanent preservative [14]. Sample soil in every quadrat was gathered through digging with a plastic tube, and about 2g of soil was collected as the sample. Several physicochemical characteristics of the soil, such as temperature, soil type, pH, organic matter content (OM), and the percentage of nitrogen (N%), potassium (K%), and phosphorus (P%), available were also ascertained. The soil pH was determined with the help of Luster Leaf Rapitest pH meter (chassis no. 716750 1840), soil moisture content, and temperature were also measured with the help of dial thermo-hygrometer (VWR). Determination of organic matter and percent nitrogen (N%) was by the Walkley and Black method, according to a standard procedure, in which a sample of approximately 1 gm of soil was taken in a 250 ml conical flask and then 10 ml of K₂Cr₂O₇ and 20 ml of Conc. H₂SO₄ was added, and the flask was allowed to stand at room temperature for nearly half an hour. Diphenylamine indicator (1 ml) and conc. H₂SO₄ (10 ml) and 150 ml of distilled water were then added to the solution. The solution resulting was finally titrated with Mohr salt taken in a burette. The measurements were also taken at the beginning and at the end so as to estimate the total organic matter and percentage of nitrogen in the soil sample. Potassium, as available in soil (K), was identified by employing the ammonium acetate extraction, which involved the treatment of 1 g of soil with around 20 mL of ammonium acetate solution. The sample was then shaken gently for 30 minutes, and the extract was filtered, and the potassium concentration was then measured through a flame photometer. To analyze phosphorus, 1 g of soil was dissolved in 20 mL of sodium bicarbonate (NaHCO₃) solution and swirled in an incubator over the course of 30 minutes. The suspension was then filtered using Whatman filter paper, with 5 mL of the filtrate being transferred to a 25mL conical flask. With this aliquot, 5 mL of a colour-developing reagent was reacted, and absorbance was measured on a spectrophotometer.

RESULTS

In the survey of 2019-2020, eleven species of earthworms were reported in the area, belonging to six genera and two families. Among them, seven species, *Amyntas corticis*, *A. gracilis*, *A. morrisi*, *A. moniliatus*, *A. hupeiensis*, *Perionyx excavatus*, and *Lampito mauritii*, were included in the family Megascolecidae, and four species, *Eisenia fetida*, *Eophila tellinii*, *Aporrectodea trapezoides*, and *Aporrectodea longa*, were placed in the family Lumbricidae. Some species, like *E. fetida*, *A. hupeiensis*, *A. corticis*, *A. longa*, *P. excavatus*, and *L. mauritii*, were very often found at the municipal solid waste sites. *A. morrisi*, *A. moniliatus*, and *E. tellinii*, on the other hand, were more commonly found in garden soils, with *A. gracilis* being the most abundant in agricultural

fields. The majority of species were rarely reported in cow dung habitats, except *E. fetida*. In addition, *A. morrisi*, *A. moniliatus*, and *A. hupeiensis* were more abundant near water bodies. Interestingly, *E. fetida* showed a definite correlation with the anthropogenic settings, especially the municipal waste and cow dung locations. The Soil Types are Highlighted by Different Colors in the Figure (Figure 2).

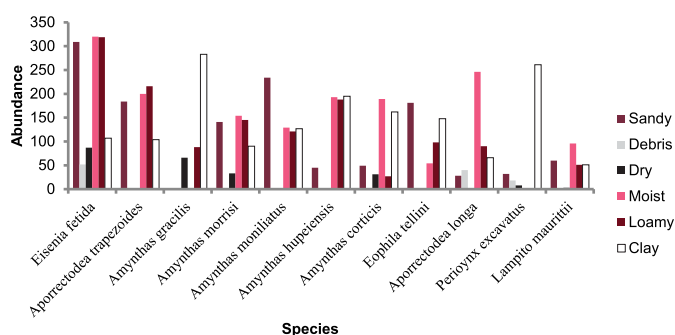


Figure 2: The Abundance of Different Identified Earthworm Species in the Various Soil Types of the Study Area

The detailed counts and overall abundance of the identified earthworm species across municipal solid waste, cow dung, water-adjacent areas, garden soil, and crop fields are summarized (Table 1).

Table 1: Abundance of Earthworm Species in Different Habitats of Poonch Division

Species	Municipal Solid Waste	Cow Dung	Near Water	Garden Soil	Crop Fields	Overall Abundance (%)
<i>Eisenia fetida</i>	375	360	60	145	240	16.89%
<i>Aporrectodea trapezoides</i>	170	175	80	240	180	12.09%
<i>Amyntas gracilis</i>	75	98	40	125	159	4.98%
<i>Amyntas morrisi</i>	145	85	128	170	120	7.11%
<i>Amyntas moniliatus</i>	145	125	130	160	112	9.61%
<i>Amyntas hupeiensis</i>	148	40	120	127	112	7.82%
<i>Amyntas corticis</i>	170	60	170	110	174	9.79%
<i>Eophila tellinii</i>	165	102	62	185	125	9.14%
<i>Aporrectodea longa</i>	142	105	50	120	175	8.47%
<i>Perionyx excavatus</i>	125	105	74	86	46	6.24%
<i>Lampito mauritii</i>	153	48	0	19	26	3.52%

Different soil types recorded in the study—sandy, debris, dry, moist, loamy, and clay—affected the abundance of earthworm species. Species like *E. fetida*, *A. trapezoides*, *A. longa*, and *A. morrisi* were more abundant in sandy, moist, and loamy soils, whereas *A. gracilis*, *P. excavatus*, and *E. tellinii* were predominantly found in clay soils. Dry and debris soils harbored very few earthworms. Analysis of soil

depth preferences showed that among the eleven species, endogeic species accounted for 38.7% (*A. trapezoides*, *A. corticis*, *A. gracilis*, *A. morrisi*, *A. moniliatus*), epigeic species 34.5% (*E. fetida*, *P. excavatus*, *E. tellinii*), and anecic species 20.22% (*A. hupeiensis*, *A. longa*, *L. mauritii*) (Figure 3).

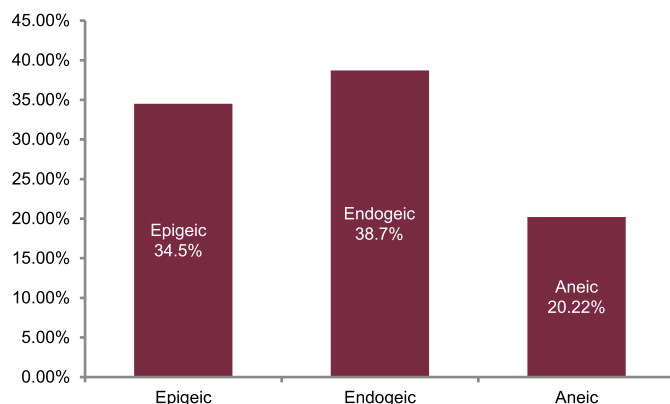


Figure 3: Percentage of the Abundance of Different Categories of Earthworms Recorded in Different Soil Depths of Poonch Division

The range of physicochemical soil variables for the different earthworm species is presented in table 2. Most species were found in slightly acidic to slightly alkaline soils, except *L. mauritii*, which was confined to slightly acidic soils. Maximum soil moisture (38.2–55%) was recorded for *E. fetida*, *A. trapezoides*, *A. moniliatus*, *A. hupeiensis*, and *A. longa*, while the highest soil temperature (26.2–33°C) was observed for *A. trapezoides* and *A. corticis*. Certain species, including *A. morrisi*, *A. moniliatus*, and *A. hupeiensis*, were found in sites with high organic matter (1.22–4.9), whereas *E. fetida*, *A. gracilis*, *A. morrisi*, and *L. mauritii* were in sites with high soil nitrogen (0.05–4.23%). High soil phosphorus (0.001–0.035%) was noted for *E. fetida*, *A. trapezoides*, *A. moniliatus*, and *A. longa*, while high soil potassium (0.004–0.032%) was recorded for *E. tellinii* and *P. excavatus* (Table 2).

Table 2: Soil Physicochemical Parameter Ranges Associated with the Distribution of Recorded Earthworm Species

Species	pH	Moisture (%)	Temp (°C)	OM	n (%)	P (%)	K (%)
<i>Eisenia fetida</i>	6.8–7.12	38.2–55	27–33	1.4–4.9	0.05–4.23	0.001–0.035	0.007–0.031
<i>Aporrectodea trapezoides</i>	6.8–7.12	38.2–55	26.2–33	1.3–4.9	0.06–4.23	0.001–0.035	0.006–0.031
<i>Amyntas gracilis</i>	6.81–7.1	42.2–55	28.14–30.4	1.72–4.7	0.05–4.23	0.002–0.0035	0.006–0.031
<i>Amyntas morrisi</i>	6.8–7.03	42.2–55	26.2–31	1.22–4.9	0.05–4.23	0.001–0.006	0.004–0.031
<i>Amyntas moniliatus</i>	6.8–7.12	38.2–54	27–33	1.22–4.9	0.06–3.83	0.001–0.035	0.004–0.021
<i>Amyntas hupeiensis</i>	6.8–7.03	38.2–55	27–31	1.22–4.9	0.06–4.23	0.001–0.006	0.004–0.021
<i>Amyntas corticis</i>	6.8–7.1	42.2–54	26.2–33	1.4–4.9	0.05–2.24	0.001–0.006	0.007–0.021

<i>Eophila tellinii</i>	6.8–7.1	44–55	26.2–31.25	1.22–4.9	0.06–4.23	0.002–0.009	0.004–0.032
<i>Aporrectodea longa</i>	6.8–7.12	38.2–54	27–31	1.3–4.9	0.06–2.24	0.001–0.035	0.007–0.032
<i>Perionyx excavatus</i>	6.8–7.1	42.2–52.3	28–31.25	1.22–3.21	0.05–1.65	0.002–0.006	0.004–0.032
<i>Lampito mauritii</i>	6.8–6.94	42.2–55	28–30.4	1.97–4.7	0.05–4.23	0.003–0.006	0.007–0.031

DISCUSSION

E. fetida was also found to prefer artificial dwelling, which agrees with another previous research done by Kousar et al. and Kavle et al. [14, 15]. Abundance differences with Vodounnou et al. may be a result of regional differences in the availability of habitats [16]. Other species, such as *P. excavatus* and *L. mauritii*, were also found to flourish in municipal solid waste, which was in agreement with Kuma et al. [17]. It has a moderate occurrence of *A. morrisi* around waterways, which is congruent with Thounaojam et al. [18]. The abundance difference between soil types shows a preference for certain species in organic content and moisture. Some of the studies indicated that *A. hippieness* prefers sandy soils on riverbanks, although in this work, it is distributed in a more extensive area, probably due to the presence of accumulated organic matter in gardens and crop fields [19]. The texture of soils also had a great impact on the distribution of species, with dry and debris soils being unfavorable to most of the species. There were species functional groups which are consistent with ecological theory: endogeic species live in deep layers of soil, epigeic species are parasites, and anecic species burrow. The changes in physicochemical ranges of the soils were mostly observed to vary depending on the local climate and land use, as well as the agricultural activities. Comparison with the previous literature was found to be generally agreeable on pH tolerance as well as soil nutrient preferences, but organic matter and moisture tolerance were found to be divergent [20]. In general, species distribution, soil type, and physicochemical characteristics have a combined impact on the abundance and ecological distribution of earthworms in the Poonch division, which supports the need for habitat-specific management methods to preserve the soil biodiversity.

CONCLUSIONS

On the basis of the present findings, we concluded that the municipal solid wastes and gardens are considered suitable habitats for most of the earthworm species as compared to near-water areas. Moreover, the abundance of different earthworm species was comparatively higher in loamy, moist, and clay soil types than in dry and debris soils. The endogeic earthworms were predominantly found in the study area, while anecic species had the least abundance. Additionally, the range of soil physicochemical

variables also varies among the collected earthworm species. The present study only presents baseline data about the ecological interactions of different earthworm species; however, a multidimensional research approach is needed for a deeper analysis.

Authors Contribution

Conceptualization: MUK

Methodology: MUK, SA

Formal analysis: SA

Writing and Drafting: MFK, RGM

Review and Editing: MUK, SA, MFK, RGM

All authors approved the final manuscript and take responsibility for the integrity of the work.

Conflicts of Interest

All the authors declare no conflict of interest.

Source of Funding

The author received no financial support for the research, authorship and/or publication of this article.

REFERENCES

- [1] Singh S, Sharma A, Khajuria K, Singh J, Vig AP. Soil Properties Change Earthworm Diversity Indices in Different Agro-Ecosystem. *BioMed Central Ecology*. 2020 May; 20(1): 27. doi: 10.1186/s12898-020-00296-5.
- [2] Liu CE, Luo QR, Xiao YL, Li HY, Dong HJ, Duan CQ. Influence of Land-Use Type on Earthworm Diversity and Distribution in Yunnan: Insights from Soil Properties. *Applied Soil Ecology*. 2025 Jan; 205: 105791. doi: 10.1016/j.apsoil.2024.105791.
- [3] Cameron A, Boilard G, Dubois R, Bradley R, Benetkova P, Jozefowska A et al. Distribution of Earthworm Communities in Agroecosystems with Forested Riparian Buffer Strips: A Multiscale Study. *Applied Soil Ecology*. 2021 Nov; 167: 104035. doi: 10.1016/j.apsoil.2021.104035.
- [4] Singh S, Singh J, Vig AP. Effect of Abiotic Factors on the Distribution of Earthworms in Different Land Use Patterns. *Journal of Basic and Applied Zoology*. 2016 Jul; 74: 41-50. doi: 10.1016/j.jobaz.2016.06.001.
- [5] Edwards CA, Arancon NQ. Earthworm morphology. In *Biology and Ecology of Earthworms*. 2022 Apr: 1-31. doi: 10.1007/978-0-387-74943-3_1.
- [6] Hendrix PF, Mueller BR, Bruce RR, Langdale GW, Parmelee RW. Abundance and Distribution of Earthworms in Relation to Landscape Factors on The Georgia Piedmont, USA. *Soil Biology and Biochemistry*. 1992 Dec; 24(12): 1357-1361. doi: 10.1016/0038-0717(92)90118-H.
- [7] Schon NL, Mackay AD, Gray RA, Dodd MB. The Action of an Anecic Earthworm (*Aporrectodea longa*) on Vertical Soil Carbon Distribution in New Zealand Pastures Several Decades After Their Introduction. *European Journal of Soil Biology*. 2014 May; 62: 101-104. doi: 10.1016/j.ejsobi.2014.03.002.
- [8] Frazão J, de Goede RG, Brussaard L, Faber JH, Groot JC, Pulleman MM. Earthworm Communities in Arable Fields and Restored Field Margins, As Related to Management Practices and Surrounding Landscape Diversity. *Agriculture, Ecosystems and Environment*. 2017 Oct; 248: 1-8. doi: 10.1016/j.agee.2017.07.014.
- [9] Pelosi C, Bertrand M, Capowiez Y, Boizard H, Roger-Estrade J. Earthworm Collection from Agricultural Fields: Comparisons of Selected Expellants in Presence or Absence of Hand-Sorting. *European Journal of Soil Biology*. 2009 Mar; 45(2): 176-183. doi: 10.1016/j.ejsobi.2008.09.013.
- [10] Vos HM, Koopmans GF, Ferron LM, Oenema O, van Groenigen JW. Do Earthworms Increase Grass Biomass Production and Phosphorus Uptake Under Field Conditions? *Applied Soil Ecology*. 2022 Dec; 180: 117-238. doi: 10.1016/j.apsoil.2022.104598.
- [11] Torppa KA and Taylor AR. Alternative Combinations of Tillage Practices and Crop Rotations Can Foster Earthworm Density and Bioturbation. *Applied Soil Ecology*. 2022 Jul; 175: 1-10. doi: 10.1016/j.apsoil.2022.104460.
- [12] Vion-Guibert L, Capowiez Y, Alavoine G, Besaury L, Delfosse O, Hedde M et al. The Effects of Earthworm Species on Organic Matter Transformations and Soil Microbial Communities are Only Partially Related to Their Bioturbation Activity. *Soil Biology and Biochemistry*. 2024 Dec; 199. doi: 10.1016/j.soilbio.2024.109606.
- [13] Yattoo AM, Ali MN, Zaheen Z, Baba ZA, Ali S, Rasool S et al. Assessment of Pesticide Toxicity on Earthworms Using Multiple Biomarkers: A Review. *Environmental Chemistry Letters*. 2022 Aug; 20(4): 2573-2596. doi: 10.1007/s10311-022-01386-0.
- [14] Kousar S and Akhter M. Population Density of Earthworm Species in the Mango and Date Palm Orchards in Faisalabad, Pakistan. *Journal of Entomology and Zoology Studies*. 2020 Feb; 8(2): 1210-1214.
- [15] Kavle RR, Nolan PJ, Carne A, Agyei D, Morton JD, Bekhit AE. Earthworming—An Evaluation of Earthworm (*Eisenia andrei*) as an Alternative Food Source. *Foods*. 2023 May; 12(10): 1-24. doi: 10.3390/foods12101948.
- [16] Vodounnou DS, Kpogue DN, Tossavi CE, Mennsah GA, Fiogbe ED. Effect of Animal Waste and Vegetable Compost on Production and Growth of Earthworm (*Eisenia fetida*) During Vermiculture. *International*

- Journal of Recycling of Organic Waste in Agriculture. 2016 Mar; 5(1): 87-92. doi: 10.1007/s40093-016-0119-5.
- [17] Kumar S, Tripathi G, Mishra GV. A Comparative Study on Earthworm Biodiversity and Species Habitat-Relationship of Hilly and Plain Areas of Sirohi District of Rajasthan, India. *Applied Ecology and Environmental Sciences*. 2021 Apr; 9(4): 419-39. doi: 10.12691/aees-9-4-2.
- [18] Thounaojam RS and Thingbaijam BS. Biodiversity of Ecologically Important Earthworms in Subtropical Forest Ecosystems of East and West Imphal Districts of Manipur. *Journal of Environmental Biology*. 2020 Jul; 41(4): 951-6. doi: 10.22438/jeb/4(SI)/MS_1914.
- [19] Dhar S and Chaudhuri P. Earthworm Community Characteristics in the Soils of Two Terrestrial Land Use Systems (Banana and Flower Plantations) in West Tripura (India). *Uttar Pradesh Journal of Zoology*. 2020 Jul; 41(9): 40-54.
- [20] Szlavecz K, Chang CH, Burgess JL, Csuzdi C. Earthworms (Annelida: Clitellata) of Plummers Island, Maryland, USA, With Description of a New Species. *Proceedings of the Biological Society of Washington*. 2014 Jan; 126(4): 312-22. doi: 10.2988/0006-324X-126.4.312.